

Adult Select Committee Portfolio Position Statement Month 9 (2015-16)

DIRECTOR'S COMMENTARY

APPENDIX 4

In terms of adult services, we are confident in achieving a balanced budget position by year end resulting from the practice led transformation. This is helping to offset the pressures on budgets which are a consequence of the demographics and cost pressures in commissioned providers. It is important that we are well positioned by year end given the significant budget mandated savings due in 2016/17, which will continue to build on the success of the changing practice, changing lives programme. The pressure in the cost of providing community care services is being seen both within in-house services, and by external providers, with particular issues for the latter in retaining and recruiting workforce. There are a number of priorities for commissioning including new models of provision in learning disabilities to respond to a progression in practice, and the implementation of turning the world upside down in the independent care at home market.

1. Revenue Outturn Forecast

1.1 The combined budget and outturn forecast for this portfolio is

Adult Service Area	Budget @ Month 6	Budget Revision Virements	Budget @ Month 9	Forecast Outturn	Variance @ Month 9	Variance @ Month 6	Variance @ Month 2	Forecast Movement Months 6 to 9
	£000's	£000's	£000's	£000's	£000's	£000's	£000's	£000's
Adult Services	6,332	50	6,382	6,312	(70)	(131)	(18)	61
Community Care	20,370	(50)	20,320	20,268	(52)	(56)	(107)	4
Commissioning	1,984	0	1,984	1,969	(15)	(7)	(4)	(8)
Resources & Performance	906	(42)	864	866	2	(1)	(28)	3
SCH Directorate	29,592	(42)	29,550	29,415	(135)	(195)	(157)	60

1.2 The most significant over and underspends are

Adult Select Service Area	Overspend Predicted	Underspend Predicted	Forecast Movement Mth's 6 to 9 (Positive) / Negative	Commentary on forecasted outturn
	£000's	£000's	£000's	
Disability Equipment (GWICES)		(9)	22	Advanced stock purchases in 2014/15 by the Intermediate Care Fund
Adult Transformation		(48)	9	This scheme refers to Community co-ordination and subject to reserve budget. A formal slippage request has been made to carry forward into 2016/17.
Management team		(100)	(4)	Current Disabilities team manager vacancy plus ICF grant meeting costs of the Direct Care team manager.
Direct Care		(71)	8	Team manager vacancy and additional income from client referrals.
Direct Residential Care	140		44	Employee efficiency and previous mandate savings not deliverable, additional staffing to cover sickness and falling client numbers resulting in lower income
Transition co-operative		(24)	0	Income from employee secondment
TOTAL ADULT SELECT	140	(252)	79	Net Total (112)

Further analysis of the Costs centres contained within the Adult Select Service areas can be obtained in Appendix 6.

1 2015-16 Savings Progress

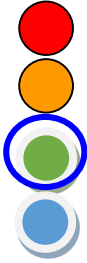
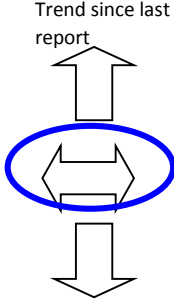
As at month 9, SCH are on track to meet our mandated savings as illustrated below: -

Man. No.	Mandate Description	Target Savings £'s	Forecast Savings Identified £'s	Delayed Till 2016/17 £'s	Unachievable £'s	Forecasted Savings Variance Since Month 6 £'s
	SOCIAL CARE & HEALTH					
24	Bright new futures	14,000	14,000	0	0	0
33	Sustaining Independent Lives in the Community	260,000	260,000	0	0	0
	TOTAL SCH	274,000	274,000	0	0	0

1.1 Further details on the savings mandates can be found in Appendix SM

Budget Mandates

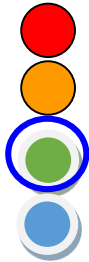
Progress and Next Steps at Month 9

Mandate RAG	Progress up to month 9	Next Steps	Type	Year-end target	Forecasted to achieve	Variance	Owner
<p>Mandate 24 * Transition - Bright New Futures (SC&H)</p> <p>Current status</p>  <p>Trend since last report</p> 	<p>2014/15 mandate*</p> <p>In 2014 we combined our Transitions Project Team within Bright New Futures Project. (based in Bridges)</p> <p>This has established a shared service model.</p> <p>No action necessary in relation to the mandate savings.</p> <p>We continue to deliver savings with this partnership working.</p>	<p>Plan to review near the end of the five year project. Review to include :- Budgets Service Resource / secondments. Etc...</p>	<p>Income</p> <p>Savings</p> <p>Total</p>	<p>0</p> <p>14,000</p> <p>14,000</p>	<p>0</p> <p>14,000</p> <p>14,000</p>	<p>0</p> <p>0</p> <p>0</p>	<p>Julie Boothroyd</p>

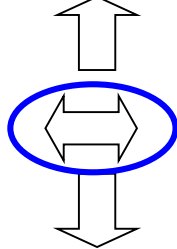
Mandate 33&34

Adult Social Care

Current status



Trend since last report



The service is continuing its journey on practice change and restructuring itself to meet future mandate savings with community links and innovative approaches to domiciliary care, coupled with less reliance on admissions to residential care.

The size of the saving is challenging however the service is working together as a whole team in order to continue to review its performance in order to meet the targets. Change in practice will need to continue at pace and be significant, this will continue to take time. All targets currently on track to deliver. Dementia care matters training roll out continues with vigour and there is full commitment that this training will support the changes in practice required.

Continue to review the structures and workforce to establish the resource, knowledge and skills moving forward.

Service transformation will continue to evolve and approval sought as the programme develops.



















Continue to deliver and ongoing evaluation of the DCM training and other training that supports the workforce to change practice.

Continue to capture and work with teams to further develop ideas and drive practice change.

IT build continues further development (i.e reporting) and there remains positive feedback from users of FLO.

Income	0	0	0
Savings	260,000	260,000	0
Total	260,000	260,000	0

Julie Boothroyd

Summary - Month 10 Current status	Summary – Month 2	Summary – Month 6	Summary – Month 9	Traffic Light Key
				 Not on target Concerns identified with delivery of target. Closely review & monitor.
				 Monitoring & required to keep on track
				 On target to achieve budget and action Plans.
				 On target and over achieve.

Mandate Summary	RAG Month 10	RAG Month 2	RAG Month 6	RAG Month 9
24 Transition – Bright New Futures				
33 Adult Social Care (&34)				

2 Capital Outturn Forecast

A summary of this year's capital schemes are shown below: -

Social Care & Health	Annual Forecast	Original Budget	Slippage from 2014/15	Budget	Total Approved Budget	Provisional Slippage carried Forward 2016/17	Adjusted Budget	Forecast	Variance
				Virement or Revision	@ Month 9		@ Month 9	Over / (Under) Outturn @ Month 9	Reported @ Month 6
	£000's	£000's	£000's	£000's	£000's	£000's	£'000's	£'000's	£000's
Asset Mgt Schemes	202	47		171	218	(15)	202	0	0
ICT Schemes	135		35	100	135		135	0	0
Grand Total SCH	337	47	35	271	353	(15)	337	0	0

Further details of all the schemes are contained in the appendix 4C. Currently no variation has been reported and so the budgets are presented here for information only.

APPENDIX (Links to Hub)

[M9 Social Care and Health Revenue Budget Monitoring 2015-16 Appendix 6.xls](#)

[Appendix 4C M9 Capital Monitoring Adult Social Care and Health Select 2015-16.xlsx](#)